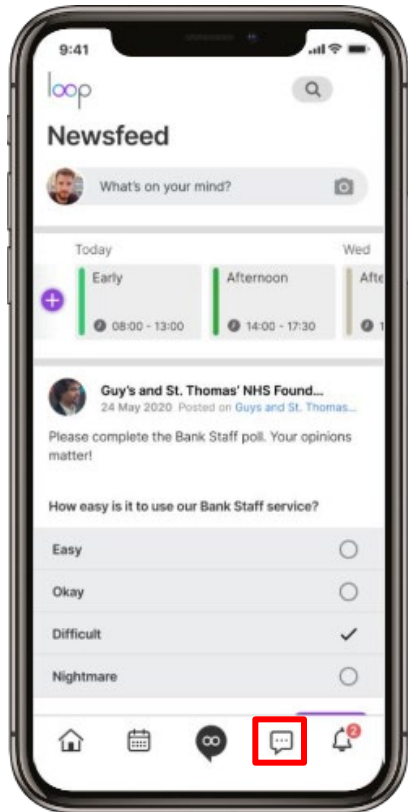


Loop – Message Options

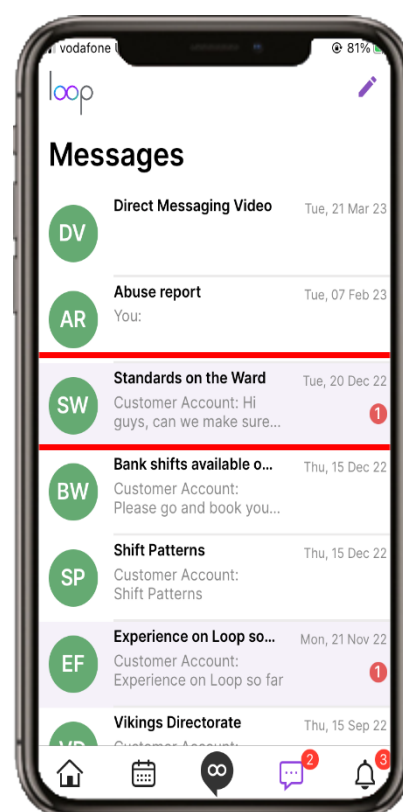
1

Select the **Message icon** at the bottom of the screen.



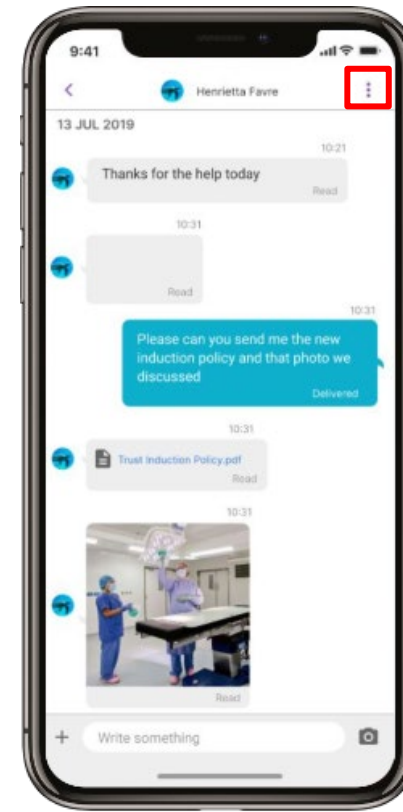
2

Select the message to open and view the **options**



3

Select the **three dots** in the top right of the screen to view the **Chat Info**



4

If the message is to one person then you will see the following options. Select **Participants** to view the participant in the **chat**



Loop – Messages Options

5

Select the **arrow head** in the top left to **return** to **Chat Info**



6

If the message is a **Group chat** then all participants can be viewed



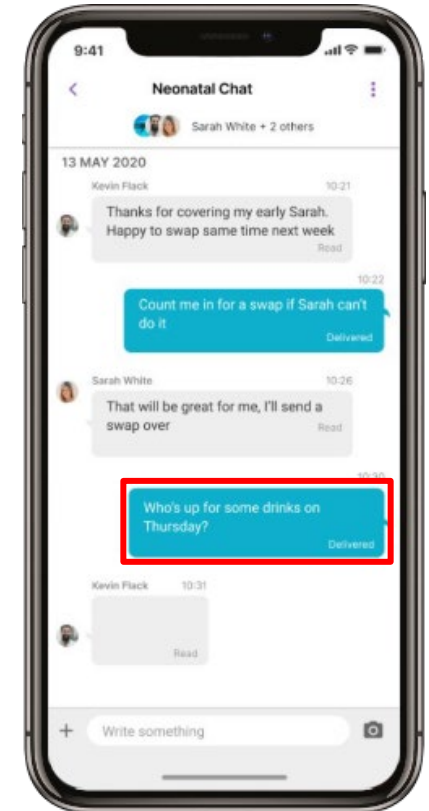
7

If the message is to a group then you will see the following options. Select **Change Chat Name** to edit the group chat name.



8

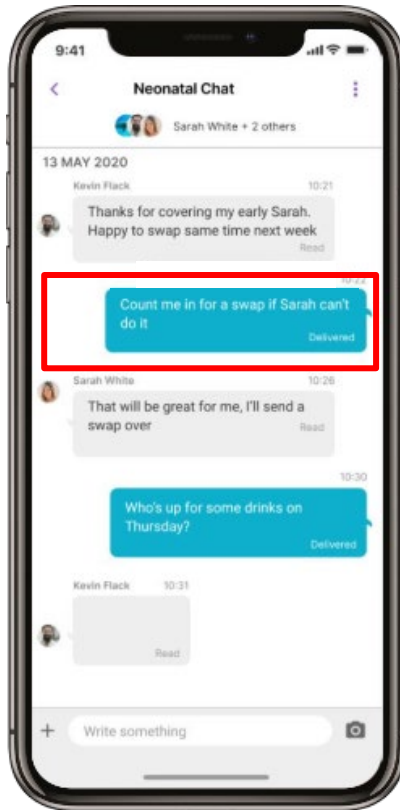
You can view **Read** and **Sent** within a message thread. Select the **message** and then select the **thread**



Loop – Messages Options

9

You can **Copy** and view **Message Info** by **selecting and holding** a message.



10

The following screen will be displayed. Select either **Message Info** or **Copy text**.



11

You can view who has **read** the message. Select the **arrow head** in the top left to **return** to the previous screen.

