



Information for  
Patients and  
Carers

## Inpatient Induction of Labour

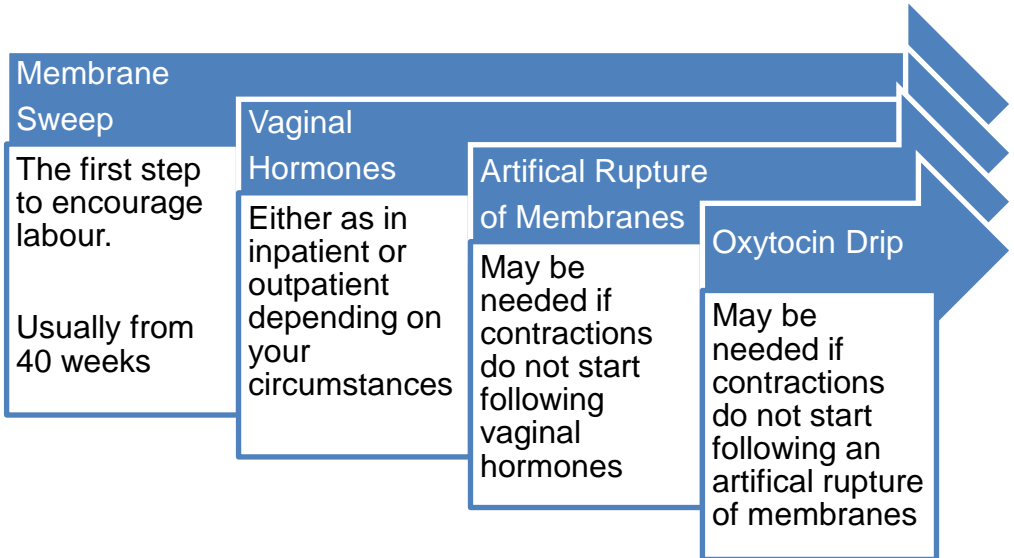
# Induction of labour

Induction of labour (IOL) is the process we use to start labour artificially. We use different methods to help your cervix (the neck of the womb) to soften and dilate and help your uterus (womb) to start contracting. This leaflet is to let you know what to expect during the inpatient induction process.

## Why is labour induced?

IOL is a common procedure. Approximately 30% of labours in the UK are induced per year. There are many reasons a woman may be offered an IOL. One of the most common is a pregnancy that goes overdue to 42 weeks. IOL is offered when it is felt delivery is in the best interest of the mother and baby compared to continuing the pregnancy.

## What does IOL involve?



## Membrane sweep

Whenever possible a membrane sweep would be offered to you as the first part of the induction process. This procedure may stimulate contractions in the following couple of days.

A membrane sweep involves your midwife or doctor performing an internal examination to allow a sweeping circular movement in your cervix to separate the membranes surrounding your baby's head. It can be carried out at home or in a clinic. You may find it a little uncomfortable but it should not be painful. It is common to experience pink vaginal loss or 'show' afterwards.

Fresh bleeding however, should be reported to maternity triage on **01772 524495**.

**If this is to be your first birth**, you will be offered a membrane sweep once you are 40 weeks pregnant.

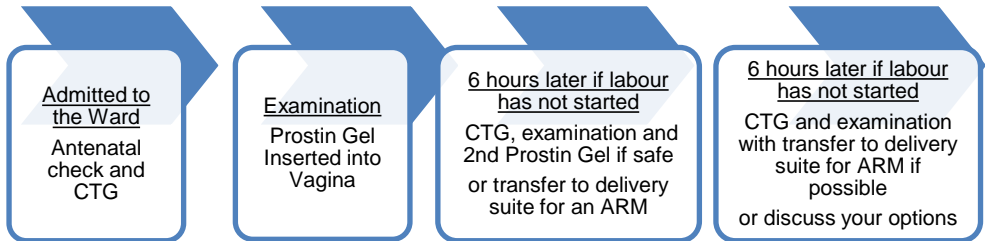
**For women who have given birth before**, a membrane sweep will be offered at 41 weeks.

Additional membrane sweeps may be offered if needed.

## Vaginal Hormones

Prostin and Propess contain synthetic prostaglandins. These encourage labour by causing the cervix to soften, shorten and start to open. This process can be carried out as inpatient or outpatient (see outpatient induction of labour leaflet). Your doctor or midwife will discuss which the safest method is for you and your baby.

# Inpatient IOL process



## Artificial Rupture of Membranes (ARM)

Once the cervix has opened an ARM can be performed. This may encourage the uterus to contract so that labour begins. You will be examined vaginally and using a small plastic hook the membranes are caught and broken. This procedure is not painful, although the examination may be uncomfortable. Following this, the baby's heart rate is monitored continuously for 30 minutes, after that you will be encouraged to get up and walk around to help labour start.

If you develop contractions (3 or 4 strong contractions in a ten-minute period) then regular assessments will be carried out to monitor your labour progress. You can discuss these with the midwife.

If strong and regular contractions do not follow an ARM you will be offered an oxytocin drip.

## Oxytocin Drip

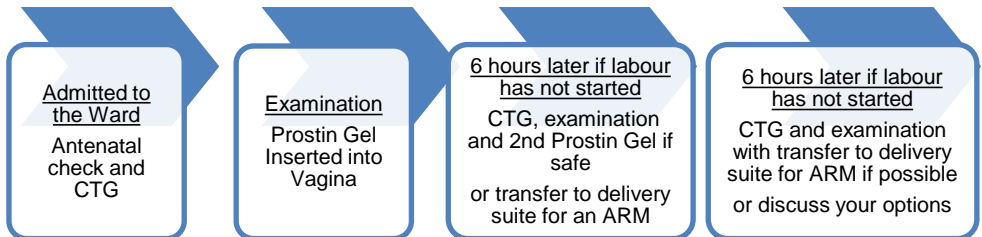
Oxytocin is used to start or strengthen contractions for labour. It is given by a drip into a vein in your arm. It is increased gradually until you are having regular and strong contractions. Once an oxytocin drip has started, your baby's heart rate will need to be monitored continuously until birth.

# Inpatient induction of labour

## On the Day of your Admission

- Please bring your hand held notes and your hospital bag. Be prepared for 2-3 days of waiting for the induction process to progress. You will remain in hospital until the delivery of your baby
- Report to the Sharoe Green Unit Reception on the ground floor at your induction time and you will be directed from here
- You will be directed to the maternity ward where you will be welcomed and shown to your bed
- Please discuss birth partner visiting times with the midwifery team. At the time of publication, your birth partner can remain with you throughout the day, but if labour has not started by 11pm, they will be advised to go home to get some sleep and return in the morning. We do not have overnight accommodation for partners. If labour starts we will contact them to return

## What will happen next?



In addition to the antenatal checks you are familiar with an electronic tracing (CTG) of your baby's heart beat will be taken. This involves positioning two elastic belts around your abdomen. Two small transducers are attached to the belts; one monitors your baby's heartbeat and the other records any contractions or tightenings. The recording will last for 30 minutes.

A vaginal examination and insertion of Prostin Gel will happen after this. The vaginal examination is essential to find out whether your cervix has already started to change naturally. This information allows the induction process to be planned to meet your specific needs.

The changes that are assessed are:

- Effacement (shortening) of the cervix
- Dilatation (opening) of the cervix

After the Prostin Gel insertion you will be advised to stay on your bed for 30 minutes while another CTG is recorded. If all is well after this period, you will then be able to move around freely.

If you develop regular contractions following your Prostin Gel your midwife will assess you and transfer you to the birth centre or delivery suite as appropriate when one to one care can be provided.

## What will happen next?

If contractions have not started six hours from the first Prostin Gel you will have a CTG, antenatal check and be examined. Your midwife will again assess for effacement and dilatation.

- If it is not possible to perform an ARM you will be offered a second Prostin Gel followed by a CTG
- If an ARM is possible you will be transferred to the delivery suite, when a room and midwife are available, where one to one care can be provided

If you develop regular contractions following your second Prostin Gel your midwife will assess you and transfer you to delivery suite when one to one care can be provided.

## What will happen next?

If contractions have not started following your second Prostin Gel you will then be assessed by an obstetric doctor. After a CTG they will examine you and decide if an ARM can be performed.

If an ARM is not possible they will discuss your options which may include further hormones after a period of resting or performing a Caesarean section.

Each woman is different and your wishes will always be taken into account.

**Please be aware that if the delivery suite is very busy the steps of your induction process may be delayed.**

**Women who require emergency or urgent treatment take priority.**

**We thank you for your understanding.**

## Frequently Asked Questions

### **What is Prostin Gel?**

Prostin Gel contains prostaglandins which are hormones that act directly on your cervix to efface and dilate it.

### **Is induced labour more painful than natural labour?**

In natural labour the intensity and strength of contractions usually builds up gradually and allows you time to become accustomed to coping with the discomfort. When contractions are induced they can occur frequently and strongly from an early stage. However, after this early stage induced contractions should not be any more uncomfortable than those that occur naturally.

### **Will I be able to walk around?**

In the early stages you will be actively encouraged to walk around as this helps to start and strengthen the contractions. Moving around later in labour will depend on whether you are on an oxytocin drip or needing continuous electronic monitoring.

## **What pain relief is available to me?**

You can use TENS, aromatherapy, gas and air, diamorphine, remifentanyl or epidural analgesia. Your midwife and doctors can advise and guide you with these decisions.

You may be able to use the birth pool please discuss this with your midwife.

## **Are there any risks associated with induction?**

Like any drug or medical procedure, induction carries risks, which must be balanced against the potential benefits.

Rarely, women may experience an unusual reaction to the medication and experience strong contractions without a break in between. This is called 'hyperstimulation' and can lead to a disturbance in the baby's heartbeat.

Induction of labour can also be associated with an increase in intervention in births, such as requiring an assisted birth (e.g. forceps) or a Caesarean section.

Occasionally, despite trying all the induction methods, labour may not begin. If this happens to you, a doctor will come and discuss the next steps with you.

## **What if I choose not to have my labour induced?**

Your health and that of your baby will continue to be closely monitored. For example, if you choose to let your pregnancy continue after 42 weeks you will be offered ultrasound scans weekly and CTG monitoring twice weekly. These assessments provide a guide to how well the placenta (afterbirth) is continuing to nourish your baby. Any risks will be discussed with you by your obstetric doctors.

You can change your mind and opt to have your labour induced at any stage. Always report a change or reduction in fetal movements.



## Contact details

Should you require further advice or information please contact:  
Maternity Ward, Sharoe Green Unit on **01772 524320/524338**.  
Maternity day unit, Sharoe Green Unit on **01772 524776**.

## Sources of further information

[www.lancsteachinghospitals.nhs.uk](http://www.lancsteachinghospitals.nhs.uk)

[www.nice.org.uk](http://www.nice.org.uk)

[www.nhs.uk](http://www.nhs.uk)

[www.patient.co.uk](http://www.patient.co.uk)

[www.accessable.co.uk](http://www.accessable.co.uk)

**Lancashire Teaching Hospitals NHS Foundation Trust is not responsible for the content of external internet sites.**

**Lancashire Teaching Hospitals is a smoke-free site.**

On 31 May 2017 Lancashire Teaching Hospitals became a smoke-free organisation. From that date smoking is not permitted anywhere on any of our premises, either inside or outside the buildings. Our staff will ask you about your smoking status when you come to hospital and will offer you support and advice about stopping smoking including Nicotine Replacement Therapy to help manage your symptoms of withdrawal. If you want to stop smoking you can also contact the Quit Squad Freephone 0800 328 6297.

Please ask if you would like help in understanding this information. This information can be made available in large print and in other languages.

**Cantonese:**

如果你希望以另外一種格式接收該資訊，請和我們聯絡，不必猶豫。

**Gujarati:**

જો તમને આ માહિતી બીજી રચના કે ફોર્મેટમાં મેળવવાની ઈચ્છા હોય, તો કૃપા કરી અમારો સંપર્ક કરતા અચકાશો નહિ.

**Hungarian:**

Kérjük, vegye fel velünk a kapcsolatot, ha más formában kéri ezt az információt.

**Polish:**

Jeżeli chciał(a)by Pan/Pani otrzymać niniejsze informacje w innym formacie, prosimy o kontakt.

**Punjabi:**

ਜੇ ਤੁਸੀਂ ਕਿਸੇ ਹੋਰ ਫਾਰਮੈਟ ਵਿਚ ਇਹ ਜਾਣਕਾਰੀ ਲੈਣਾ ਚਾਹੁੰਦੇ ਹੋ ਤਾਂ ਸਾਡੇ ਨਾਲ ਸੰਪਰਕ ਕਰਨ ਤੋਂ ਨਾ ਝਿਜਕੋ।

**Urdu:**

اگر آپ اس معلومات کو کسی اور صورت میں حاصل کرنا چاہتے ہیں تو برائے مہربانی ہم سے رابطہ کرنے میں ہچکچاہٹ محسوس نہ کریں۔

**Department:** Maternity  
**Division:** Women and Children's  
**Production date:** May 2020  
**Review date:** May 2023  
**JR488 v1**