



Lancashire Teaching
Hospitals
NHS Foundation Trust



GETTING HEARING AIDS

Different types of hearing aids

If you need hearing aids, your hearing specialist will tell you which type of hearing aid will help you the most.

Behind-the-ear (BTE) hearing aids

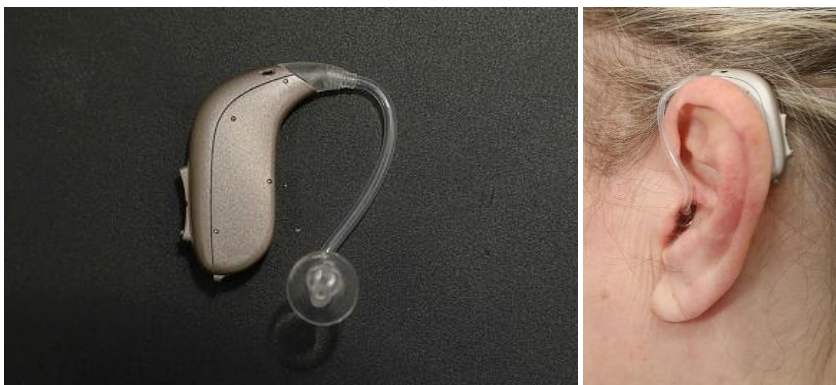
The most common hearing aids from the NHS are Behind-the-ear (BTE) hearing aids. BTE hearing aids go behind your ear. They come with one of two different earpieces:

1. An ear mould that fits inside your ear.



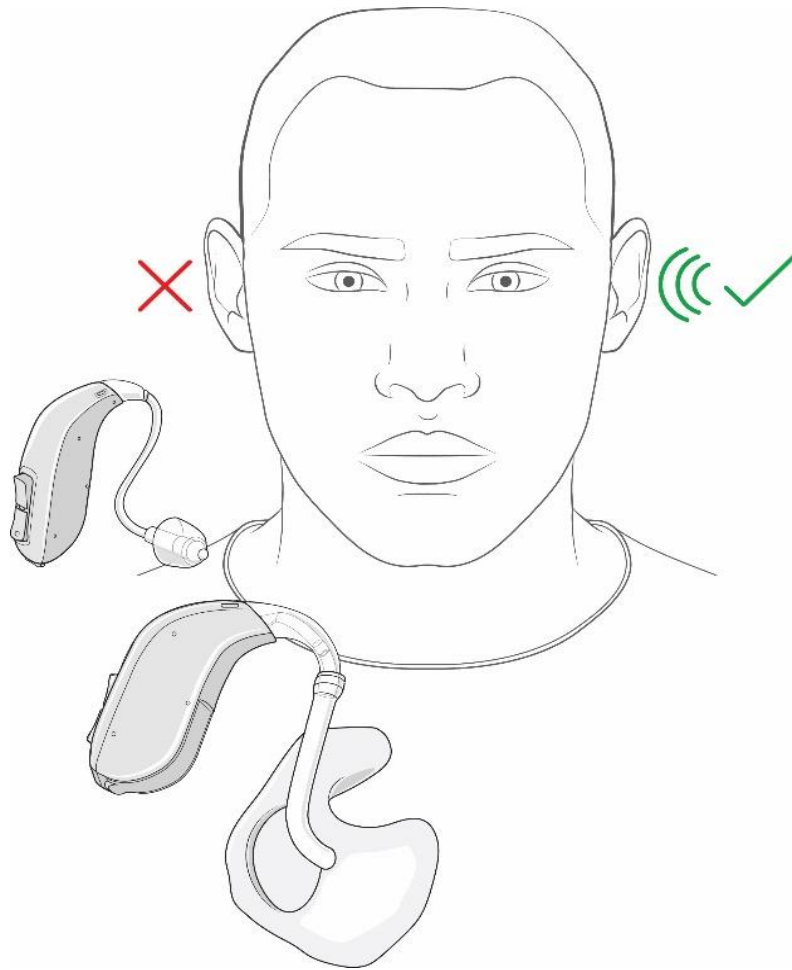
2. A soft tip that sits inside your ear canal. This type of earpiece is also called a dome or an open ear fitting. You cannot see a soft tip as much as an ear mould.

Soft tips are not good for all types of hearing loss and they can be fiddly to put in.



CROS and BiCROS

CROS and **BiCROS** hearing aids are for people who can only hear in one ear.

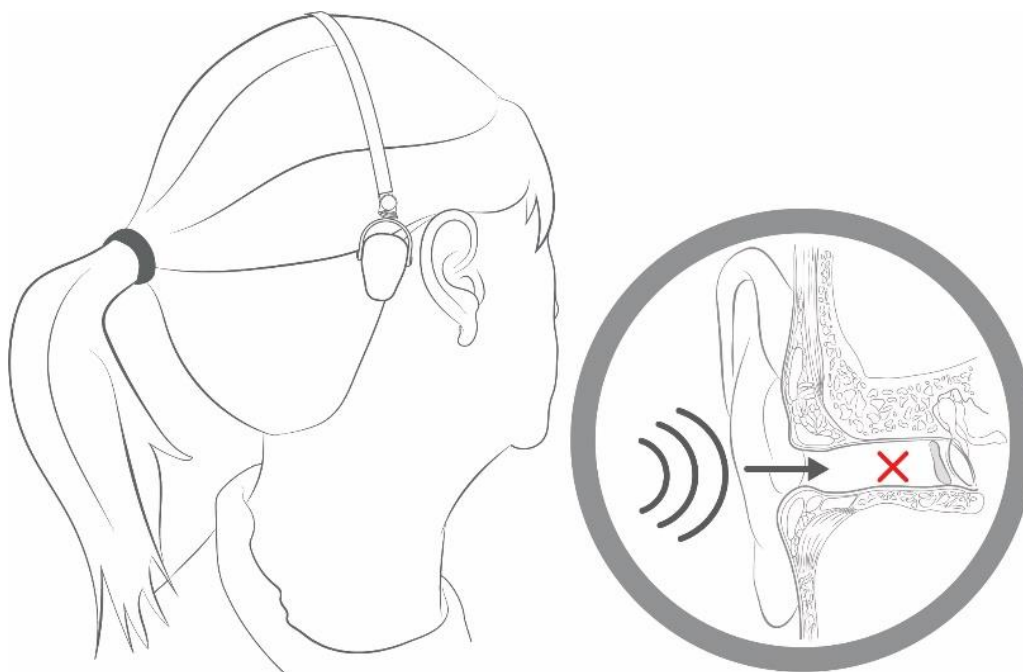


CROS hearing aids pick up sound from your deaf ear and send it to your hearing ear.

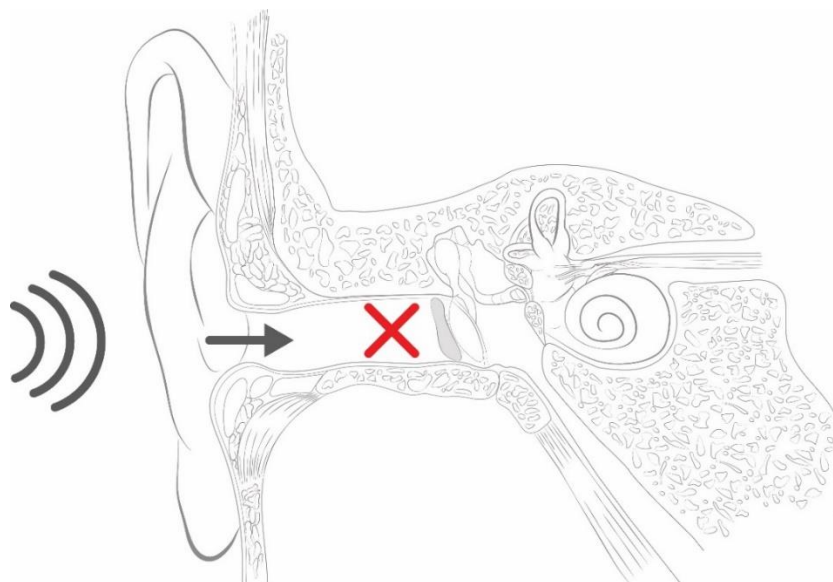
BiCROS hearing aids pick up sound from both sides and send it to the better hearing ear.

Bone-conduction hearing aids

Bone-conduction hearing aids are for people who cannot wear normal hearing aids or for people with a conductive hearing loss

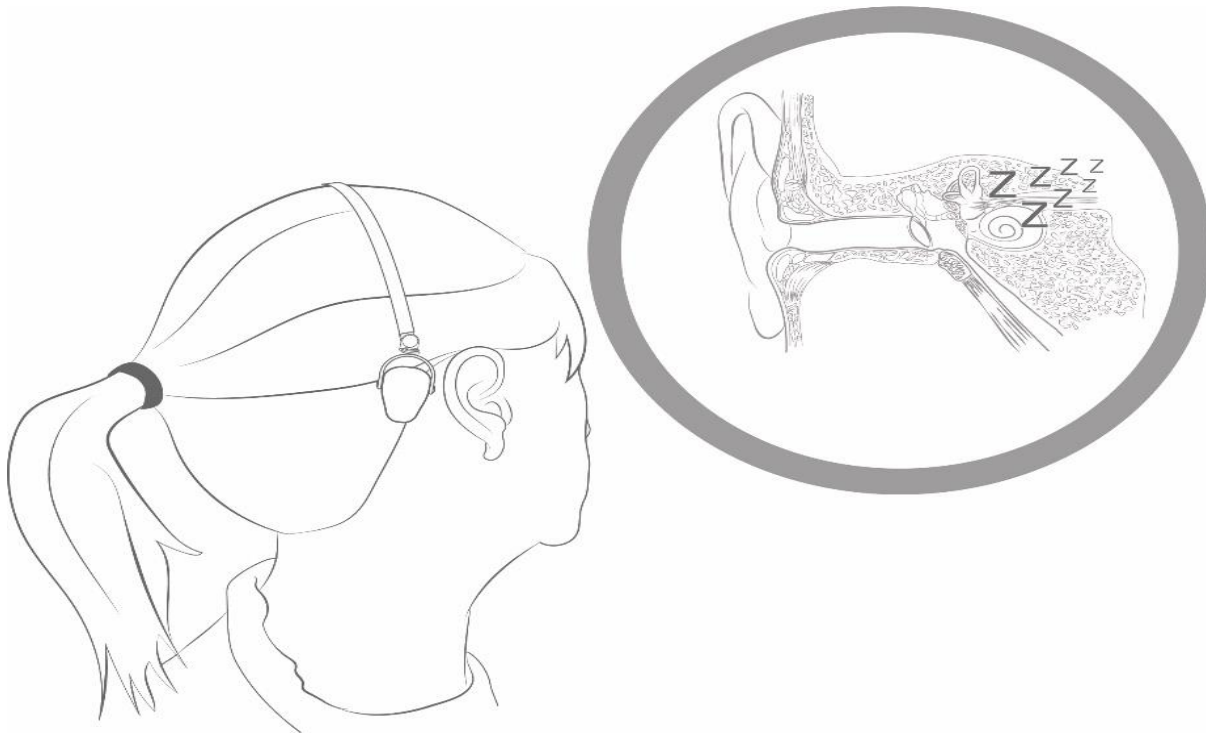


Conductive hearing loss is where sound waves cannot get to your cochlea (the part of your ear that hears) in the inner ear.

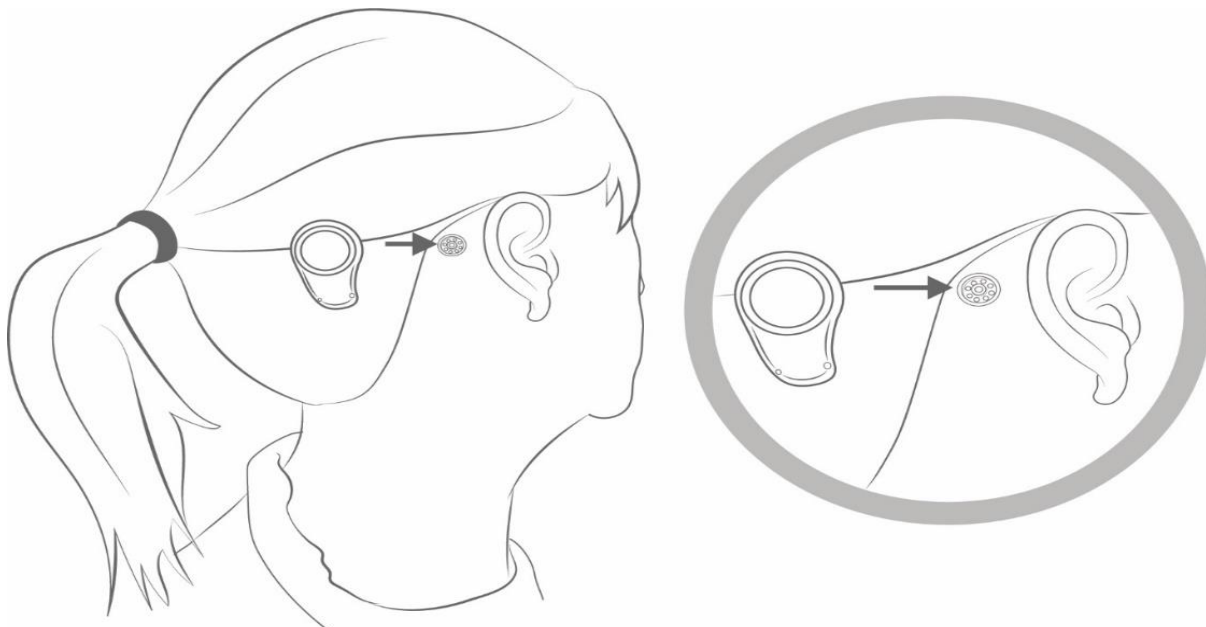


This type of hearing aid sends sound to the cochlea through your head, using vibrations. There are two types of bone-conducting hearing aids:


For one type you need to wear a headband that has a bone conductor attached.



For the other type you need to have an operation to put a fixture on your head behind your ear. Then you can clip a bone anchored hearing system (BAHS) behind your ear.



You cannot always choose the type of hearing aid you receive from the NHS



but you will be given the latest hearing aids that fit well and that are good for your type of hearing loss



Getting your hearing aids fitted



The hearing specialist will greet you and take you into one of the hearing test rooms.



They will look in your ears first to check they are clear.




Your new ear mould or slim tube will be put in your ear to check that it is a good fit.



The hearing specialist will set up your hearing aid on the computer to help you hear well



The hearing specialist may set up your hearing aid while you are wearing it. It would really help if you sit still and keep quiet.



The hearing specialist will let you listen to the hearing aid.



You must say if the hearing aid is too loud or too quiet. The hearing specialist can adjust it to make sure you are happy.



The hearing specialist will make sure your hearing aids are comfortable, show you how to use the hearing aid and how to look after it.



The hearing specialist will give you some batteries. You will need to contact the department when you need more batteries.




The appointment will take about 60 minutes (1 hour).


You can have a break any time.

Audiology Department Tours

Please see below QR code. QR codes can be read by the camera on most smartphones. You point the camera at the QR code, and it will show you a walk-through video of the Audiology Department at **Royal Preston Hospital**



You point the camera at the QR code, and it will show you a walk-through video of the Audiology Department at **Chorley District Hospital.**



Contact details

Should you require further advice or information please contact:

Audiology Department (Hearing and Balance Service)

Royal Preston Hospital

Sharoe Green Lane

Fulwood

Preston

PR2 9HT

Telephone: **01772 522751**

Email: hearing.balance@lthtr.nhs.uk

Sources of further information

www.lancsteachinghospitals.nhs.uk

www.nhs.uk

www.accessable.co.uk

www.patient.co.uk

www.lancsteachinghospitals.nhs.uk/veteran-aware

<https://bepartofresearch.nihr.ac.uk/>

Lancashire Teaching Hospitals NHS Foundation Trust is not responsible for the content of external internet sites.

All our patient information leaflets are available on our website for patients to access and download:

www.lancsteachinghospitals.nhs.uk/patient-information-leaflets

Lancashire Teaching Hospitals is a smoke-free site. Smoking is not permitted anywhere on any of our premises, either inside or outside the buildings. Our staff will ask you about your smoking status when you come to hospital and will offer you support and advice about stopping smoking this will include Nicotine Replacement Therapy to help manage your symptoms of withdrawal and the opportunity to speak to a nurse or advisor from the specialist Tobacco and Alcohol Care Team.

If you want to stop smoking, you can also contact Smokefree Lancashire on Freephone **08081962638**

Please ask a member of staff if you would like help in understanding this information.
This information can be made available in large print, audio, Braille and in other languages.

Our patient information group review our leaflets regularly, if you feel you would like to feedback on this information or join our reading group please contact on email address:
patientexperienceandinvolem@LTHTR.nhs.uk

Department: Hearing and Balance Service

Division: Surgery

Production date: April 2026

Review date: April 2029

JR 1466 v1